

Last spring, students across Georgia joined one another in taking a new state assessment called Georgia Milestones. Georgia Milestones replaced the Criterion-Referenced Competency Tests (CRCTs) that Georgia students took in previous years. This new comprehensive assessment system measures how well students have learned the knowledge and skills outlined in the state-adopted content standards for English Language Arts, Mathematics, Science, and Social Studies. Students in grades 3 through 8 took an End-of-Grade (EOG) assessment, while high school students took an End-of-Course (EOC) assessment for courses designated by the State Board of Education.

The higher bar for student proficiency set by Georgia Milestones is aimed at better preparing students for college and career and providing a more realistic picture of academic progress. As with any new assessment, we anticipate that scores will initially be lower. Lower scores do not mean students learned less than in previous years. In future years, students and teachers will become more accustomed to the new test and its format. This is one reason why the results from this past year were not used to determine promotion. (Beginning in the 2015-16 school year, the results will again be used to determine whether or not an elementary or middle school student is promoted to grade 4, 6, or 9. Results also compile 20% of a student's final course grade in the high school courses tested with the EOC measures.)

Just as the test was new for students, the **Individual Student Report (ISR)** is new for parents. This guide is designed to help you better understand the score report and your student's achievement.




FAQs about the Georgia Milestones End-of-Grade Assessments

How can I use the Individual Student Report to help my student?

Your student's score report provides information that describes how prepared he or she is to move on to the next grade level. In areas where your student did not demonstrate proficiency, you can ask your student's teacher to suggest ways that you can support your student. You also can ask what can be done at home to build on your student's strengths in those areas where he or she demonstrated grade-level proficiency or better.

Where can I find more detailed information about Georgia Milestones?

For additional information, visit <http://testing.gadoe.org> and click on Georgia Milestones Assessment System.




2016

Thanks to Gwinnett County Public Schools on the development of this flyer.



A Parent's Guide to the Individual Student Report for Elementary and Middle School End-of-Grade Assessments



Overall, how did my student do on the Georgia Milestones?

The Individual Student Report (ISR) provides information on your student's overall performance for the content areas tested at the end of the grade for grades 3-8.

Your student's performance on the Georgia Milestones End-of-Grade Assessment for Grade 3

1 CONTENT AREA	ENGLISH LANGUAGE ARTS	MATHEMATICS	SCIENCE	SOCIAL STUDIES
2 ACHIEVEMENT LEVEL	LEVEL 3 PROFICIENT LEARNER	LEVEL 3 PROFICIENT LEARNER	LEVEL 3 PROFICIENT LEARNER	LEVEL 3 PROFICIENT LEARNER
3 SCALE SCORE	547 Scale Score Range: 525-580	554 Scale Score Range: 525-579	530 Scale Score Range: 525-565	530 Scale Score Range: 525-559

- CONTENT AREA:** This shows you the subject area(s) in which your student was tested.
- ACHIEVEMENT LEVEL:** Milestones results are reported using four categories of achievement that are represented with bar stacks. In previous state tests, achievement was reported in three categories (Does Not Meet, Meets, and Exceeds). Under the new system of reporting, proficiency is the target.

	Beginning Learner Student does not yet demonstrate proficiency	Beginning Learner: These students need substantial academic support to be prepared for the next grade. (When these assessments are used to determine promotion, students in this level will not be promoted to the next grade.)
	Developing Learner Student demonstrates partial proficiency	Developing Learner: These students need additional academic support to ensure success in the next grade.
	Proficient Learner Student demonstrates proficiency	Proficient Learner: These students are prepared for the next grade level and are considered to be on track for college and career readiness.
	Distinguished Learner Student demonstrates advanced proficiency	Distinguished Learner: These students are well-prepared for the next grade level and are well-prepared for college and career readiness.

- SCALE SCORE:** A scale score is the total number of correct answers converted to a consistent and standardized scale across different forms of the test. Within each range of scores, achievement will fall in one of four achievement levels. The scale score range varies from subject to subject and grade to grade based on the actual test.

How do I read my student's English Language Arts (ELA) results?

4

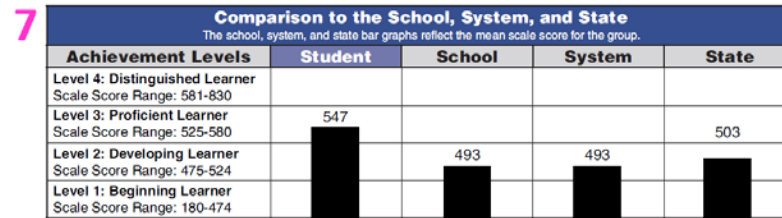
English Language Arts

Grade 3

Achievement Level	Scale Score
✓ Level 3: Proficient Learner	547
<p>Proficient Learners demonstrate proficiency in the knowledge and skills necessary at this grade level/course of learning, as specified in Georgia's content standards. The students are prepared for the next grade level or course and are on track for college and career readiness.</p>	

Domain Category	Performance	
Reading and Vocabulary	Grade Level or Above 5	
6 Writing and Language ¹	Extended Writing informational/explanatory essay score:	
	Idea Development, Organization and Coherence	2 out of 4 points
	Language Usage and Conventions	2 out of 3 points
	Narrative Writing Response score:	2 out of 4 points

Standard Error of Measurement (SEM): A scale score of **547** indicates your student's achievement on the day of testing. If your student were to take the same test again, it is likely that his or her score would be within the standard error of measurement range of **528-566**.



- This section gives a **summary** of your student's achievement in ELA.
- This section details your student's performance on the **Reading and Vocabulary** portions of the test.
- This section details your student's performance on the **Writing and Language** portions of the test. This section shows how many points a student earned out of a total for the different components assessed in the essay.
- The **Comparison** chart shows scale score ranges for each achievement level and how your student's score compares to averages for the school, the school district, and the state.
- Lexile information** measures a student's reading ability. Please note that when looking for suggested titles based on a Lexile score, you should factor in a student's age and interests. Your student's teacher can provide additional age-appropriate suggestions to match and to stretch your student as a reader.

8

Your Student's Lexile Information		
Lexile Measure: 810L	Leisure Reading: 710L-810L	
Lexile Range: 710L-860L	Suggested Titles	Author
	The Confessions and Secrets of Howard J. Fingerhut	Hereshenhorst, Esther
	The Girlhood Diary of Louisa May Alcott	Alcott, Louisa May
	The Treasure of Alpheus Winterbom	Belaire, John
	Motivating Challenge: 810L-860L	
	Suggested Titles	Author
	Outside and Inside: Rats and Mice	Markle, Sandra
	The Outcasts of 19 Schuyler Place	Konigsburg, E. L.
	Who's Afraid of the Dark?	Bonsall, Crosby

How do I read my student's results in other subject areas?

9

Mathematics

Grade 3

Achievement Level	Scale Score
✓ Level 3: Proficient Learner	554
<p>Proficient Learners demonstrate proficiency in the knowledge and skills necessary at this grade level/course of learning, as specified in Georgia's content standards. The students are prepared for the next grade level or course and are on track for college and career readiness.</p>	

Domain Category	Performance
Operations and Algebraic Thinking	<input type="radio"/> Monitor Learning
Numbers and Operations	<input type="radio"/> Monitor Learning
Measurement and Data	<input checked="" type="radio"/> Accelerate Learning
Geometry	<input type="radio"/> Monitor Learning

Standard Error of Measurement (SEM): A scale score of **554** indicates your student's achievement on the day of testing. If your student were to take the same test again, it is likely that his or her score would be within the standard error of measurement range of **541-567**.

- This section gives a **summary** of your student's achievement in the subject tested. In this example, it is a summary of Mathematics for a 3rd grader.
- The **"Domain Category"** is the area of focus tested in the subject area for a particular grade level, for example, Geometry in Mathematics, Geography in Social Studies, or Cells in Science.
- The **"Performance"** information lets you know how your student did in that area of focus. The level of fill in the circle indicates your student's level of mastery. For Mathematics, Science, and Social Studies, these results are reported as:
 - Remediate Learning (lowest level of performance)
 - Monitor Learning (acceptable level of performance)
 - Accelerate Learning (highest level of performance)

Teachers will use this information to determine if a student needs additional time and opportunities to master a topic or if the student has mastered it and is ready to tackle more advanced concepts.

What is the National Percentile?

The EOG assessment included a small number of questions in each content area that are used on a nationally norm-referenced test, TerraNova. This information provides a general snapshot of how a student's answers compare to a national sample of students in the same grade.

Comparison to a National Sample of Students		
National Percentile	National Percentile Range	
Your student's performance can be compared to other students nationally in Mathematics. A subset of items in the End-of-Grade assessment is from TerraNova, a nationally normed achievement test.	62	A national percentile of 62 means that your student performed as well as or better than 62 percent of the national norming group. If the student were to take the test again, he or she would be expected to obtain a national percentile rank within the National Percentile Range.
		48-75